

PAPER

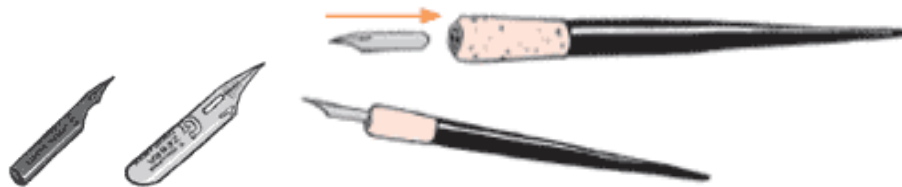
- **8.5" x 11" office paper** for sketching, thumbnails, taking notes
- **14 x 17 pad of bristol board** – regular (vellum) or plate (smooth) surface for final artwork. Try Strathmore or Canson brand.
- Heavyweight **tracing paper** (also called vellum)

PENCILLING TOOLS

- An assortment of **graphite pencils** – you'll mainly want HB but a few softer (say 2B and 6B) and harder (4H or 6H) pencils will come in handy.
- A **mechanical pencil** in .5 mm or .7 mm size
- **Erasers:** Kneaded and white plastic

INKING TOOLS

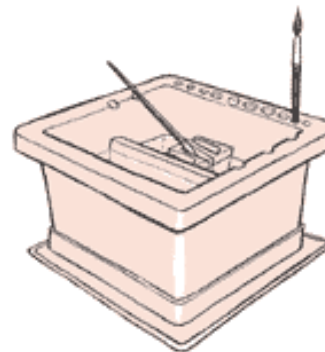
- **India ink:** Koh-I-Noor Universal 3080-4, Windsor-Newton (Waterproof India ink), Dr. Ph. Martin's Black Star (Hi-Carb), or other brand of waterproof India ink (if you get the Koh-I-Noor, you will need an ink jar with a tight seal as well). Higgins brand inks are pretty watery; use them for nib pens only.
- **Nib pens:** a few pen nibs and holders. We recommend these starter sets:
 - Rexel Drawing Pens Set - set of eight Gillott nibs; available only at NY Central Art Supply
 - Speedball Pen Set "Sketching" (avoid the "Artists" and especially the "Cartooning" sets).
 - Deleter Trial Pen Set: assortment of Japanese nibs. Available in some comic book stores.



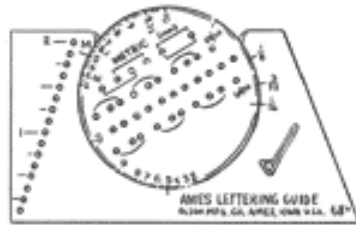
- **Brushes:** Round watercolor, size 2-4, acrylic for starters, or up to Kolinsky sable. Raphael makes a lovely sable brush; it has an orange tip. If you shell out for sable, definitely get the brush basin (see below)



- **"Graphic white":** white ink for correction, Deleter #2 brand recommended.
- **Small/stubby round brush** to apply white with
- **Brush soap**
- **Brush basin:** *Highly* recommended. The best kind is the square one from Plaid Industries or Masters, not the round one or other brands.

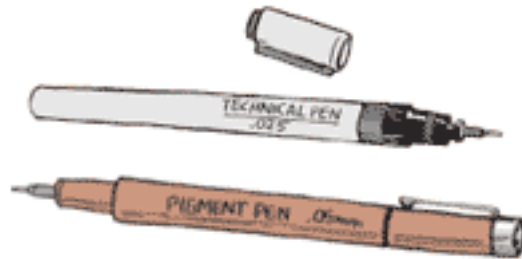


- **DRAFTING TOOLS**
- Clear plastic **grid-style ruler**, 18-inch
- **Drafting tape**
- **T-square**, 18-inch
- **Ames lettering guide** - available in the drafting section of art stores
- **Proportion wheel** - available in the drafting section of art stores



OPTIONAL

- **Ink palette**
- **Technical pens:** Make sure they have archival, pigmented ink, not “permanent”



- **Prismacolor Col-Erase pencils:** Various colors, particularly “light blue”. (Avoid non-erasable colored pencils.)
- **Circle and ellipse templates**
- **Compass** with ruling pen attachment
- **30-60-90 triangle**
- Other drawing implements
- A **calendar** with a week- or a day-at-a-time pages.
- A **manila envelope** or **portfolio** for all your work, handouts, and copies from this class.
- A **pocket** or **3-ring folder** for your smaller handouts and photocopies (to put inside your portfolio)
- A pad of **Post-it notes**